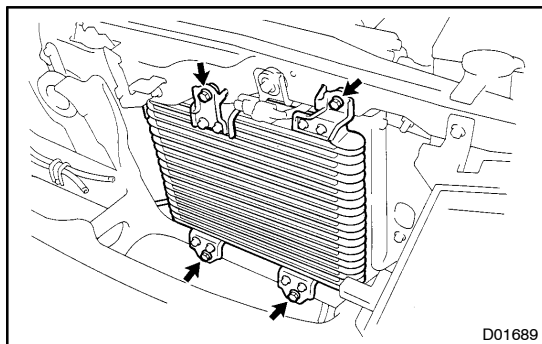


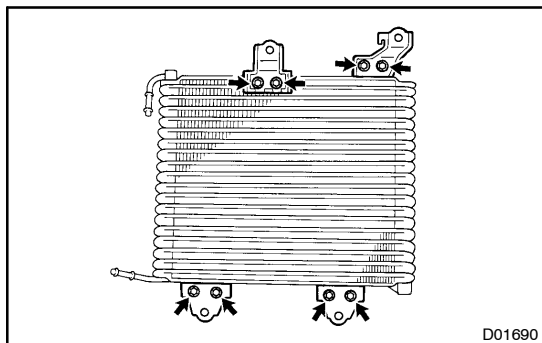
REMOVAL

1. REMOVE OIL COOLER

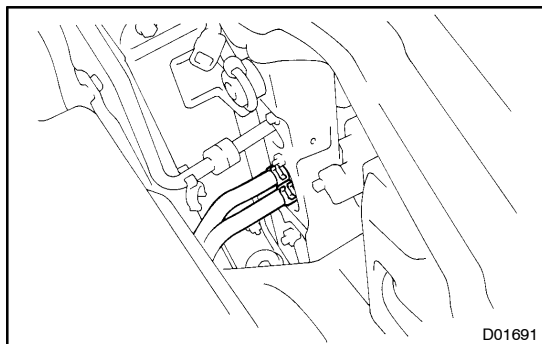
- (a) Loosen the 2 clips and disconnect the 2 hoses.



- (b) Remove the 4 bolts and oil cooler.
Torque: 11 N·m (115 kgf·cm, 8 ft·lbf)

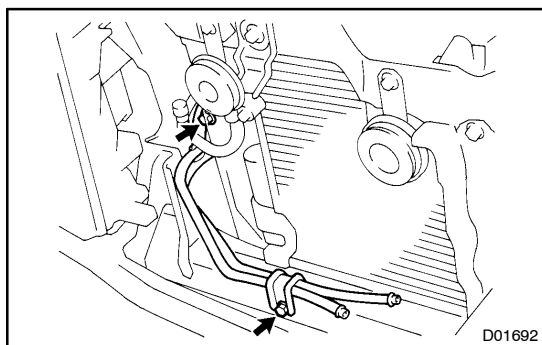


- (c) Remove the 8 bolts, oil cooler bracket and stay.
Torque: 4.9 N·m (50 kgf·cm, 43 in·lbf)



2. REMOVE OIL COOLER PIPE BRACKET

- (a) Loosen the 2 clips and disconnect the 2 hoses.



- (b) Remove the 2 bolts and oil cooler pipe bracket.
Torque: 5.0 N·m (50 kgf·cm, 48 in·lbf)
(c) Loosen the 2 clips and disconnect the 2 hoses.